

Bull Traps

Index	Bull Trap	>1	>2	>3	>5	>10
dow	4	1	1	1	0	0
	3	1	1	0	0	0
	2	1	0	0	0	0
	3	1	1	0	0	0
spx	1	0	0	0	0	0
	10	1	1	1	1	0
	5	1	1	1	0	0
	3	1	1	0	0	0
ndx	2	1	0	0	0	0
	4	1	1	1	0	0
	3	1	1	0	0	0
	8	1	1	1	1	0
ftse	10	1	1	1	1	0
	17	1	1	1	1	1
	15	1	1	1	1	1
	3	1	1	0	0	0
dax	7	1	1	1	1	0
	2	1	0	0	0	0
	7	1	1	1	1	0
	5	1	1	1	0	0
cac	1	0	0	0	0	0
	5	1	1	1	0	0
	8	1	1	1	1	0
	8	1	1	1	1	0
n225	1	0	0	0	0	0
	5	1	1	1	0	0
	1	0	0	0	0	0
	2	1	0	0	0	0
ssec	1	0	0	0	0	0
	9	1	1	1	1	0
	1	0	0	0	0	0
	1	0	0	0	0	0
ssec	3	1	1	0	0	0
	2	1	0	0	0	0
	3	1	1	0	0	0
	3	1	1	0	0	0

Bull Traps

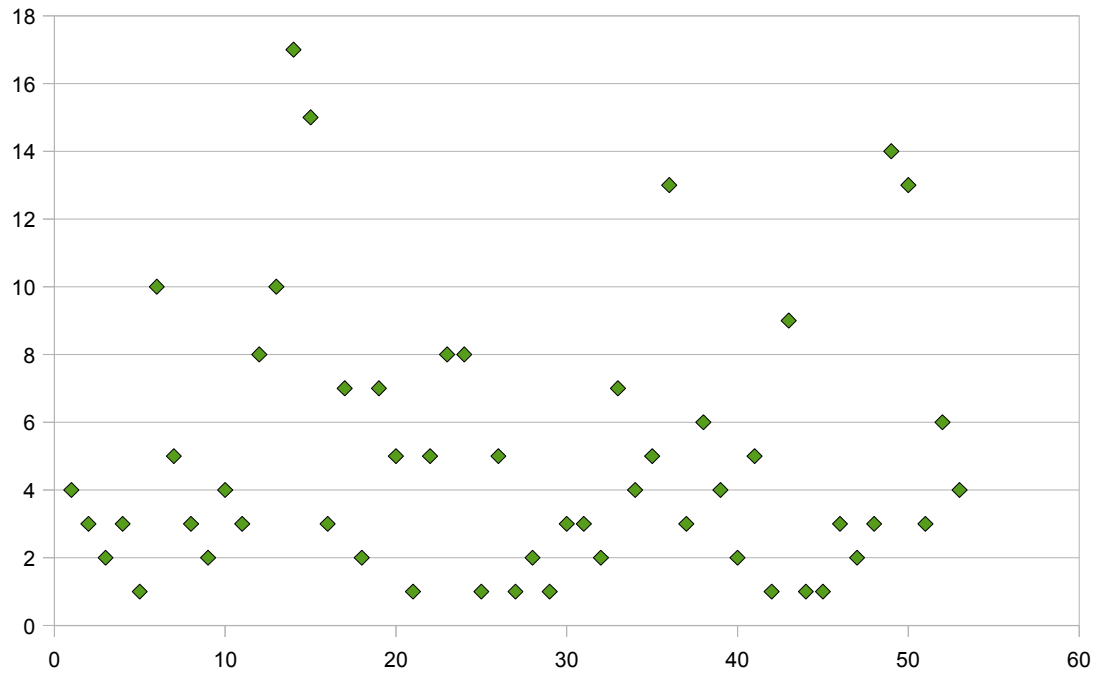
	14	1	1	1	1	1
	13	1	1	1	1	1
	3	1	1	0	0	0
	6	1	1	1	1	0
	4	1	1	1	0	0
Bull Traps (count)	53	45	38	27	16	5
Mean	4.00					
Mode	3.00					
Average	4.96					
Valid signals:	16	16	16	16	16	16
Ratio: Bull Traps to Valid Signals:	3.31	2.81	2.38	1.69	1	0.31
Total Signals	69	61	54	43	32	21
Confidence	23.19%	26.23%	29.63%	37.21%	50.00%	76.19%

Bear Traps

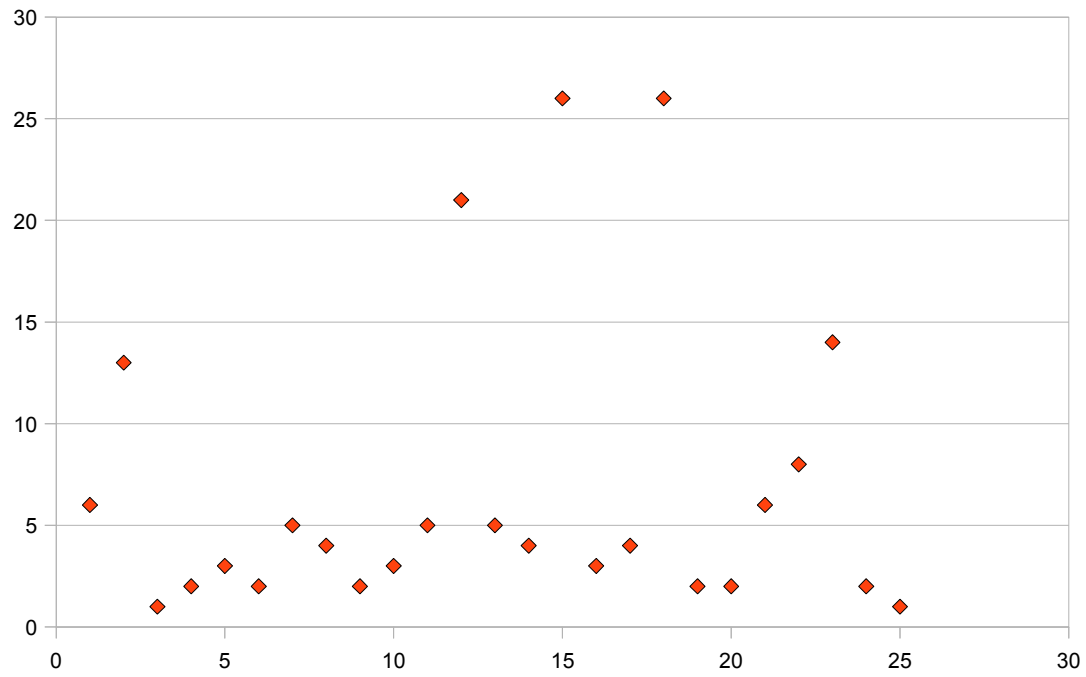
Index	Bear Trap	>1	>2	>3	>5	>10
dow	6	1	1	1	1	0
	13	1	1	1	1	1
spx	1	0	0	0	0	0
	2	1	0	0	0	0
ndx	3	1	1	0	0	0
	2	1	0	0	0	0
ftse	5	1	1	1	0	0
	21	1	1	1	1	1
dax	5	1	1	1	0	0
	4	1	1	1	0	0
cac	26	1	1	1	1	1
	3	1	1	0	0	0
n225	4	1	1	1	0	0
	26	1	1	1	1	1
ssec	2	1	0	0	0	0
	2	1	0	0	0	0
	6	1	1	1	1	0
	8	1	1	1	1	0
	14	1	1	1	1	1
	2	1	0	0	0	0
	1	0	0	0	0	0
Bear Traps (count)	25	23	17	14	8	5
Mean	4.00					
Mode	2.00					
Average	6.8					
Correct signals:	16	16	16	16	16	16
Ratio: Bear Traps to Valid Signals:	1.56	1.44	1.06	0.88	0.5	0.31
Total Signals	41	39	33	30	24	21
Confidence	39.02%	41.03%	48.48%	53.33%	66.67%	76.19%

Charts

Bull Traps Breakout Percentage (boxes)



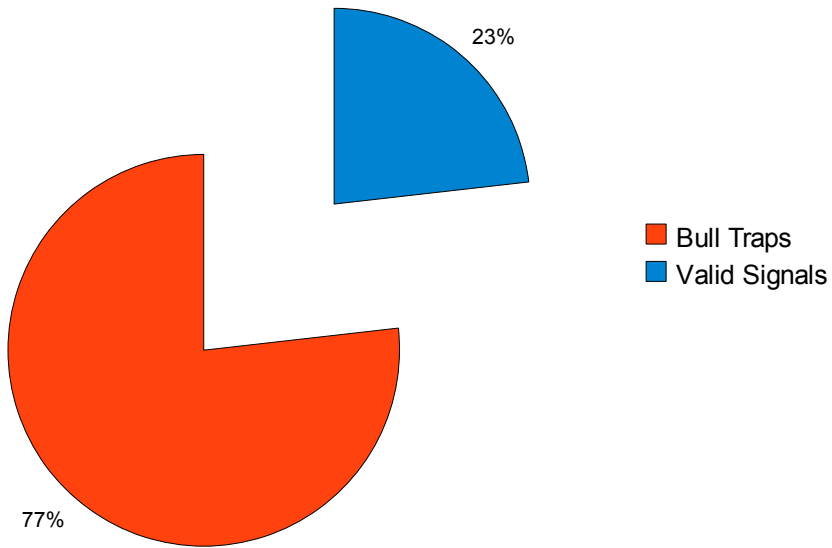
Bear Traps Breakout Percentage (boxes)



Charts

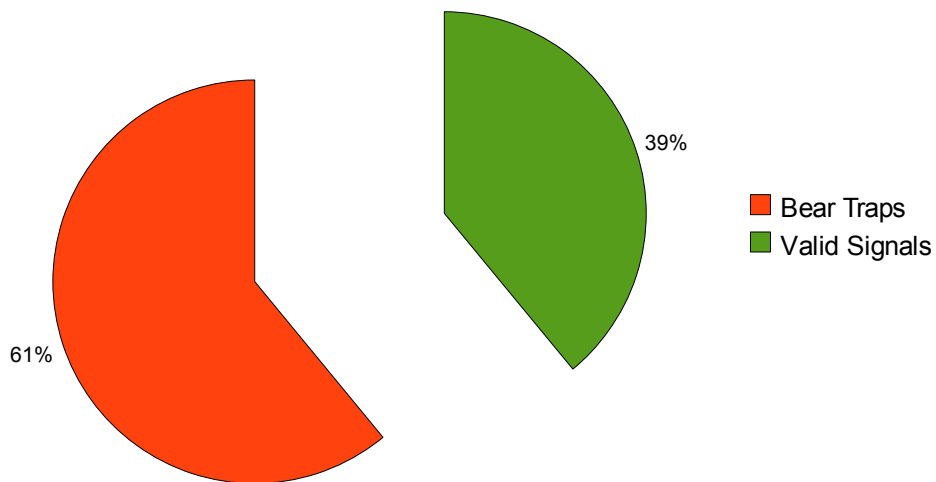
Bull Traps	53
Valid Signals	16

Valid Bull Signals In A Bear Market



Bear Traps	25
Valid Signals	16

Valid Bear Signals In A Bull Market



Charts

Box Filter	>0	>1	>2	>3	>5	>10
Bull Traps	23.19%	26.23%	29.63%	37.21%	50.00%	76.19%
Bear Traps	39.02%	41.03%	48.48%	53.33%	66.67%	76.19%

Confidence Level For Breakouts

